























Switches





Flick type switches mk1/2 early mk3 blade connectors on rear	HEADLAMP SWITCH  5 blade.....1H9077	WIPER  4 blade.....2A9129	IGNITION  5 blade.....13H337	BARRELL  Fits 13H337 24G1345
MK3 1969-76 Blade connectors on rear 41x26mm (except where stated)	HEADLIGHT  3 blade.....13H6342	WIPER SWITCH  Single speed 3 blade.....13H6343	WIPER SWITCH  Twin speed 4 blade.....13H6444	HEATER FAN SWITCH  30x14mm 2 blade... YUF101090
MK4 on 1976-2000 pin connectors now rounded on rocker part of switch 32x24mm (except where stated)	HEADLAMP SWITCH  3 pin.....ADU4778	HEADLAMP SWITCH  3 pin..... YUF101030	HAZARD SWITCH  6 pin..... YUF101660	FOG LAMP SWITCH  2 pin.....ADU4791
	HEATED REAR WINDOW SWITCH  2 pin..... YUF101680	BRAKE SYSTEM TEST SWITCH  2 pin..... YUF101650	HEATER FAN SWITCH Pre 1996  30x14mm 2 blade... YUF101090	HEATER TWIN SPEED SWITCH 1996 on  30x14mm 3 blade....YUF101410

Wiring Looms & Cables








		
PVC	BRAIDED	
WIRING LOOMS	8 PVC	9 BRAIDED
MK1 Mini floor start with dynamo 850	5L322	5L191
MK1 Mini Deluxe and Cooper with dynamo	5L224	5L503
MK1 Mini and Cooper with alternator	5L670	
MK1 Cooper S with dynamo		5L518
MK1 Cooper S with alternator		5L672
MK2 Mini and Cooper	5L594	
MK2 Cooper S with dynamo	5L832	5L691
MK2 Cooper S with alternator		5L692
MK3 Mini with alternator 1000cc 1972-5	HAM2174	
MK3 Cooper S with dynamo	5L954	
MK3 Mini to 76 with alternator	5L1331	
MK4 Center speed, 3 clock 78-9	AN124	
1275GT pre 76 with alternator	5L1334	
1275GT 76 on	HAM1200	
Loom checkmate Mini	YMC10654	
Mayfair Side repeaters 86 on	AN154	
Mini with servo pre engaged starter 86-88	HAM4385	
Mini with servo pre engaged starter 88-92	HAM4626	
Mini van 72-75	AN109C	
These are our popular stock items for early cars but we keep a larger range and many available to order		
10. Wing Side Repeater Loom 1988 on.AFU3358		

-  1. The only courtesy light switch available as fitted to saloons from 1996 on.....YUE100470
-  2. Steering/ignition lock as fitted from 1976 onBHM7107






Relay Switches

-  3. Yellow multi fitment relay to fit single point fog/spot lamps and alarm, twin point head light, fog/spot lamps, indicators, fan, oxygen sensor, starter and alarm. Fit as required..... YWB10012
-  4. Green relayYWB10032
-  5. Pink relay dim/ dip controlYWC10050
-  6. a. Engine relay, single point injectionsYWB10022
b. Engine relay, twin point injectionsYWB100970
7. Relay, intermittent wiper for twin point..... DMC001352EVA

Battery Ancillaries

-  11. Battery box cover5L877
-  12. a. Battery bolt 6mm long pre 1990.
..... 5L1158
-  12. b. Battery bolt 8.5mm long extra thread 1990on YJH100010
-  13. a. Battery bolt 5.5mm long pre 1990.
..... 5L1159
-  13. b. Battery bolt 7.5mm long extra thread 1990 on YJJ100040
-  14. Strap for battery cover..... 14A7776
-  15. Battery bar HAM2457

Battery Leads

-  16. Battery cable lead.
a. 1985-90. 134" longAAU1089
b. 1990 on. 127" long..... YTA10037
-  17. Solenoid to inertia starter cable.....5L925
-  18. Engine to earth strap 5L1137
-  19. Battery earth strap.....5L888MS
-  20. a. Battery terminal positiveTERM-P
b. Battery terminal negativeTERM-N

