





MK1 Grills




1. a. Stainless steel Morris Cooper grill24A2158
 b. Above grills with retro surround kit 14A7780..... 24A2158KIT
 c. Full top slat for internal bonnet release. Retro look ...24A2159
 d. Full top slat with retro surround kit 14A778024A2159KIT
 e. Internal bonnet release kit. See No.11GS130273
2. Stainless steel grill with 6" lamp hole8B12506



3. a. grill as fitted to Austin MK1 Cooper and 'S'24A198
 b. Above grills with retro surround kit 14A7780..... 24A198KIT
 c. Full top slat for internal bonnet release. Retro look ...24A199
 b. Full top slat with retro surround kit 14A7780..... 24A199KIT
4. grill as fitted to Austin MK1 Minis, known as the wavy line grill because of its shape14A7299

Grill Mouldings

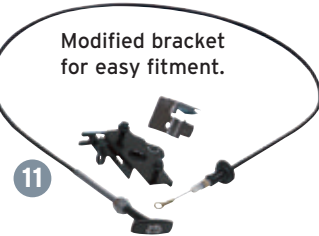
5. Original chrome over brass MK1 moustache surround, redesigned to also fit all current genuine front panels and our grills for a retro look. See No.7 for complete car kit.14A7781RETRO
6. a. R/H end moulding for MK1 moustache 14A7782
 b. L/H end moulding for MK1 moustache 14A7783
 c. Moustache clips in stainless steel (3 required per moulding). Order individually ADA3583
 d. Pop rivet for the clip (3 required per moulding). Order individually RA608076
7. Complete MK1 surround and fitting kit. Includes No. 5 and all 6.14A7780




8. a. R/H grill moulding 1967 MK2 on.....ALA6508
 b. L/H grill moulding 1967 MK2 on.....ALA6509
 c. Plastic finisher to fit between side moulding and body. Order individually.....37H8108
9. a. grill top moulding (fitted to bonnet) MK2 1967 on.ALA6559
 b. Plastic finisher to grill top moulding. Order individually24A2708

10. grill surround kits MK2 on.
 - a. Complete car set of mouldings & trims. Includes all parts in No.8 and 9.....grill110
 - b. Car set of mouldings. Includes parts No.8a,b and 9a.HMP841009


11. Internal bonnet release kit. The safest bonnet lock is an internal release type, as fitted to all the late Minis. The kit includes a new catch with bolts, correct length cable and bracket to fit under the end of the parcel shelf. (Not Clubman).GS130273




MK2/3 Grills



- All MK2/3 types are interchangeable and are supplied without surrounds. Mini Spares grills & surrounds have been supplied to Rover as original equipment.
12. Black grill as fitted to early MK3/4 saloons from 1970 onwards. Mini Spares black grillCZH4015MS
 13. Bright alloy grill.
 - a. With external bonnet releaseALA6654MS
 - b. With internal bonnet release.....DHB102140MM




14. a. Bright trim alloy as original where internal bonnet release is used ALA6669
 b. Stainless steel heavy-duty front grill where internal bonnet release is used.8B12505
15. a. Bright alloy grill when bonnet is opened manually at front of car, as fitted to original MK2 Cooper and 'S' ALA6668
 b. Stainless steel heavy duty front grill when bonnet is opened manually at front of car8B12504




16. Anodised grills available in 3 colors.

	Gold	Red	Blue
Internal bonnet release.	ALA6669GOLD	ALA6669RED	ALA6669BLUE
External bonnet release.	ALA6668GOLD	ALA6668RED	ALA6668BLUE



17. 1960's look wavy grill as per Austin Mini MK1 design has now been produced for later cars MK2 1967 on.
 - a. For cars with internal bonnet release (as shown).....8B12508
 - b. Recessed slat for external bonnet opening.8B12507
18. Stainless steel grill with 6" lamp hole when internal bonnet release is fitted.....8B12503
19. Stainless steel grill with 6" lamp hole when external bonnet release is fitted.....8B12502



Grill Kits

20. Complete grill kits include the grill surround mouldings, screws and seatings:
 - a. MK2/3 kit with Bright alloy grill No.13, external bonnet releasegrill102
 - b. MK2/3 kit with Black grill No.12, external bonnet release.grill103
 - c. Coopers S kit with Bright alloy grill No. 15a, external bonnet releasegrill104
 - d. Coopers S kit with Bright alloy grill No. 14a, internal bonnet releasegrill105

