



Headlamp Units

Many of the headlamps fitted to the Mini over 40 years of production are now obsolete. Only the following light units and sealed beams are readily available. It is advisable to try and update to modern halogen quadoptic when changing.


THE FOLLOWING ARE UK Right Hand drive with left hand dip.

1. a. Sealed beam unit only with pilot light facility **13H3471A**
b. Sealed beam headlamp assembly with outer rim. **BHM7198**
2. Wiring loom with pilot light holder for sealed beam **BAU2111**
3. a. Quadoptic halogen bulb type lamp only from introduction in 1992 on..... **XBC104430**
b. Bulb holder sidelight for XBC103430/10 **S6005**
4. Quadoptic halogen headlamp assembly, with self levelling motor less rim. from 1996 on..... **XBC103780**
5. Brand new Free Form light unit with clear Polycarbonate lens but the backing bowl is specially designed to reflect the beam and give better penetrating light. Designed to take the original H4 halogen bulb and with sidelight fittings they are supplied less bulbs. Unlike all the other fancy new headlamps such as angel eyes these are E marked and road legal in the UK - R/H/D with left hand dip only **S6072**

THE FOLLOWING ARE EURO Left Hand drive with right hand dip.

6. 700 series L/H/D EURO bulb type lamp only. **27H5981A**
7. Quadoptic halogen bulb type lamp only. **XBC103410**
8. Quadoptic halogen headlamp assembly, with self levelling motor less rim. 1996 on **XBC105230**
9. Xenon blue upgrade bulb for H4 quadoptic **GLB472X**

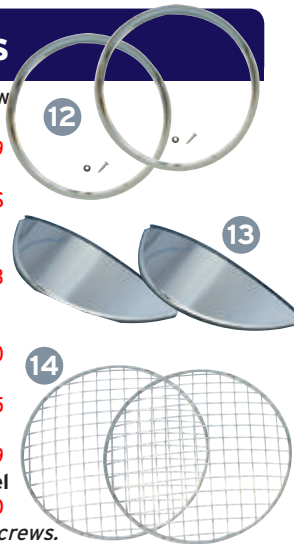
10. Plastic headlamp bowl with inner retaining ring, body to lamp seal and fitting kit make this an inexpensive rust free replacement for the old metal type. **S5400**
11. Metal headlamp bowl only. **MS14**



Headlamp Outer Rims

12. a. Genuine chrome outer rim with screw fits all except twin point injection cars 1997 on..... **500929**
b. Mini Spares own stainless steel version to fit all cars **500929MS**
c. Mini Spares own chrome over brass original type quality to fit all cars. **17H5143**
d. Genuine chrome outer rim for 1997 on twin points, which have different location screw hole. **DHF100060**
e. Stainless steel replacement screw and fiber washer for rims **RTC465**
13. 60's style stainless steel headlamp peaks **Orderpairs8B12399**
14. Protect your lamps with stainless steel wire mesh guards. **.OrderpairsSTONEGUARD**

Note: All rim are now supplied with fixing screws.



Lamp Covers

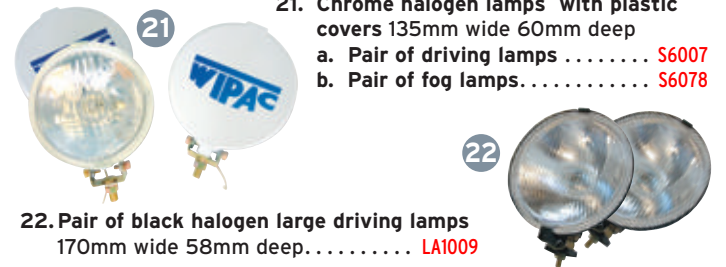
15. Genuine Rover tinted plastic spot/fog lamp covers with Cooper emblem. Pair .. **XBV100300**
16. Auxiliary fog lamp covers. Protection for spot & fog lamps, to the original Lucas design incorporating the small clear window to show if lamp remains switched on. Order individually (per lamp).
a. Lucas Q 6" (152mm) ... **MSL2010**
7" (178mm) **MSL2040**
b. Lucas Lion 6" (152mm) **MSL2025**
7" (178mm) **MSL2030**



Auxiliary Lighting



17. Original Rover driving lamp **XBN10008**
18. Original Rover fog lamp **XBJ100280**
19. Original type Rover brackets when 2 lamps are fitted and for two central lamps on Twin point injection with 4 lamps **XBU10044**
20. Reinforced bracket to stop outer lamps vibrating on twin point cars. Caused by front panel valance vibrating.
a. Twin Point outer lamp bracket - Right Hand **XBU100640**
b. Twin Point outer lamp bracket - Left hand **XBU100650**
21. Chrome halogen lamps with plastic covers 135mm wide 60mm deep
a. Pair of driving lamps **S6007**
b. Pair of fog lamps. **S6078**



22. Pair of black halogen large driving lamps 170mm wide 58mm deep. **LA1009**

Halogen auxiliary driving lamp kits		26. Stainless Steel Bracket XBU10046	27. Black Bracket XBU10045
21. Chrome with covers 135mm wide S6007	2 Lamps	MONTE1	MONTE1BLACK
	4 Lamps	MONTE3	MONTE3BLACK
22. Large black 170mm wide ... LA1009	2 Lamps	MONTE2	MONTE2BLACK
	4 Lamps	MONTE4	MONTE4BLACK

23. Pair of black halogen lamps 160mm wide 63mm deep. Can be used as a budget replacements for items 17&18.
a. Driving lamps **RL020**
b. Fog lamps. **RL021**



SAFETY FEATURE

24. When fitting spot or fog lamps we recommend you use a wiring and relay kit for safety available as a kit with instructions **RLFK200**
25. Heavy duty lamp bar as fitted to the Abingdon Special Tuning cars. Bar and 3 support brackets keep the lamps stable under any condition. We recommend you use a single lamp bracket for each lamp or this ST works type bar which mounts to the valance and front panel. This reduces the vibration, which would make the extra lights ineffective. (as present in other bars offered that straddle the original two single brackets).
a. Stainless steel copy of original ST Works bar **C-AJJ3329**
b. Lightweight version, black powder coated finish **MSA1101**

